



Guidelines for Poster Presentation

An academic poster is a visual representation of your submitted research paper. Authors should aim to use the poster as a means for generating active discussion of the research. Please note that the text and presentation of all posters should be in **English** only.

Design and layout

- All posters should be in LANDSCAPE format and displayed as e-posters.
- The top of the poster should display, in lettering not smaller than 2.5 cm in height, the following information (see Figure 01):
Title of the Paper, Name(s) of the Author(s), Affiliation(s)
- Whilst a poster is a visual tool it still needs to maintain a logical structure in order that a viewer can easily follow and understand your argument from start to finish. Consider including an introduction, methodology, results, discussion, conclusion and references.
- The poster should be easily readable at a distance. Use upper and lower case for general content, as all-capital text is difficult to read. Maintain consistency in Font choice and size.
- You must also remember to correctly cite any images that you use. Tables and charts should be labeled appropriately and formatted in order to best enhance their visibility.
- When deciding on colour schemes for your poster use a colour wheel to pick two or three complementary colours and try to avoid patterns that would distract readers from the text.
- Make it obvious to the viewer how to progressively view the poster. The poster generally should read from left to right, and top to bottom. (see Figure 02).

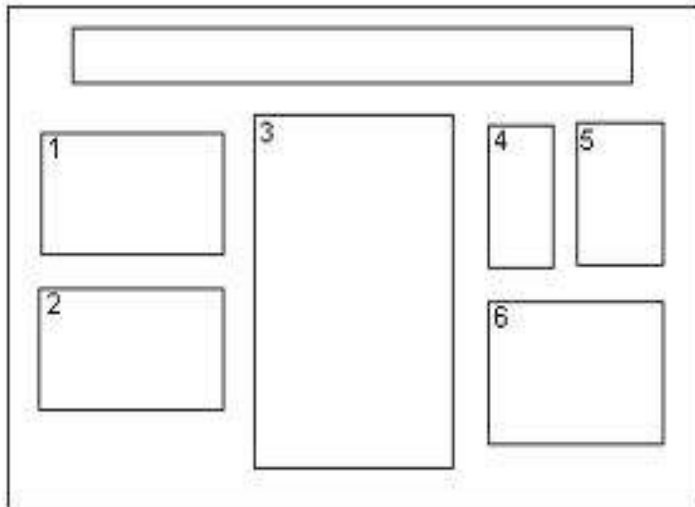



FIGURE 01



Replace this text with your title

<<<Author's Name>>>
<<<Paper ID No >>>



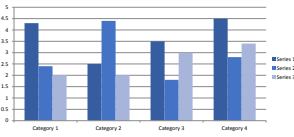
Abstract	Design/ Methodology	Results and Analysis	Discussion																											
<p>Click here to insert your Abstract text. Type it in or copy and paste from your Word document or other source. Click here to insert your Abstract text. Type it in or copy and paste from your Word document or other source. Click here to insert your Abstract text. Type it in or copy and paste from your Word document or other source. Click here to insert your Abstract text. Type it in or copy and paste from your Word document or other source. Click here to insert your Abstract text. Type it in or copy and paste from your Word document or other source.</p>	<p>Click here to insert your Methodology text. Type it in or copy and paste from your Word document or other source. Click here to insert your Methodology text. Type it in or copy and paste from your Word document or other source. Click here to insert your Methodology text. Type it in or copy and paste from your Word document or other source. Click here to insert your Methodology text. Type it in or copy and paste from your Word document or other source. Click here to insert your Methodology text. Type it in or copy and paste from your Word document or other source.</p>	<p>Click here to insert your Discussion text. Type it in or copy and paste from your Word document or other source. Click here to insert your Discussion text. Type it in or copy and paste from your Word document or other source. Click here to insert your Discussion text. Type it in or copy and paste from your Word document or other source. Click here to insert your Discussion text. Type it in or copy and paste from your Word document or other source.</p>	<p>Click here to insert your Discussion text. Type it in or copy and paste from your Word document or other source. Click here to insert your Discussion text. Type it in or copy and paste from your Word document or other source. Click here to insert your Discussion text. Type it in or copy and paste from your Word document or other source. Click here to insert your Discussion text. Type it in or copy and paste from your Word document or other source.</p>																											
<h3>Introduction</h3> <p>Click here to insert your Introduction text. Type it in or copy and paste from your Word document or other source. Click here to insert your Introduction text. Type it in or copy and paste from your Word document or other source. Click here to insert your Introduction text. Type it in or copy and paste from your Word document or other source. Click here to insert your Introduction text. Type it in or copy and paste from your Word document or other source.</p>	 <p>Figure 1: Label in 20pt Calibri</p>  <p>Figure 2: Label in 20pt Calibri</p>	 <p>Click here to insert more Results text. Type it in or copy and paste from your Word document or other source. Click here to insert more Results text. Type it in or copy and paste from your Word document or other source. Click here to insert more Results text. Type it in or copy and paste from your Word document or other source.</p>	<h3>Conclusions</h3> <p>Click here to insert your Conclusions text. Type it in or copy and paste from your Word document or other source. Click here to insert your Conclusions text. Type it in or copy and paste from your Word document or other source. Click here to insert your Conclusions text. Type it in or copy and paste from your Word document or other source.</p>																											
<h3>Equations</h3> <p>Click here to insert your Introduction text. Type it in or copy and paste from your Word document or other source. Click here to insert your Introduction text. Type it in or copy and paste from your Word document or other source. Click here to insert your Introduction text. Type it in or copy and paste from your Word document or other source. Click here to insert your Introduction text. Type it in or copy and paste from your Word document or other source.</p>	<table border="1"><thead><tr><th>Heading</th><th>Heading</th><th>Heading</th></tr></thead><tbody><tr><td>Item</td><td>800</td><td>790</td><td>4001</td></tr><tr><td>Item</td><td>356</td><td>856</td><td>290</td></tr><tr><td>Item</td><td>228</td><td>134</td><td>238</td></tr><tr><td>Item</td><td>954</td><td>875</td><td>976</td></tr><tr><td>Item</td><td>324</td><td>325</td><td>301</td></tr><tr><td>Item</td><td>199</td><td>137</td><td>186</td></tr></tbody></table>	Heading	Heading	Heading	Item	800	790	4001	Item	356	856	290	Item	228	134	238	Item	954	875	976	Item	324	325	301	Item	199	137	186	<p>Click here to insert more Results text. Type it in or copy and paste from your Word document or other source. Click here to insert more Results text. Type it in or copy and paste from your Word document or other source. Click here to insert more Results text. Type it in or copy and paste from your Word document or other source.</p>	<h3>References</h3> <p>References in Harvard Format</p>
Heading	Heading	Heading																												
Item	800	790	4001																											
Item	356	856	290																											
Item	228	134	238																											
Item	954	875	976																											
Item	324	325	301																											
Item	199	137	186																											

FIGURE 02

Display Time

The poster session will be held on the 29th of September 2022, after the plenary sessions of each faculty. Posters must be displayed online at respective session during the time of the conference. Please be aware that all posters should be prepared in advance and emailed to the session coordinators by 1000 hours on 20th September 2022.

Judging Criteria for Best poster award

- The judgment will be done by a panel of judges.
- When posters are evaluated, each participant should be either present at the session venue or online to answer all questions from the judges.
- The presentation schedule will be informed to you once the program is finalized.
- You will be given about 4-5 minutes to present your poster including questions and answers. Judges may pose questions during the evaluation of the poster.
- Judges will even evaluate your enthusiasm towards your study, interest and knowledge in the area of your research.
- The best poster presentation winner will be announced right after the final technical session on 30th of September 2022.
- The judge's decision will be final and no clarification will be given.

Dr Kalpa W. Samarakoon
Conference Chair 2022